



PRANISHAKTI

Animal Resources Development Department
Government of West Bengal

HEALTH CENTRE

MODULE OF PRANISHAKTI PORTAL



Pranishakti

✔ Health module of Pranishakti Portal has been prepared to collect the data/information from paper based to digital system from different end point user of all over West Bengal.

✔ The end points users are

ABAHC

BAHC

SAHC

Polyclinic

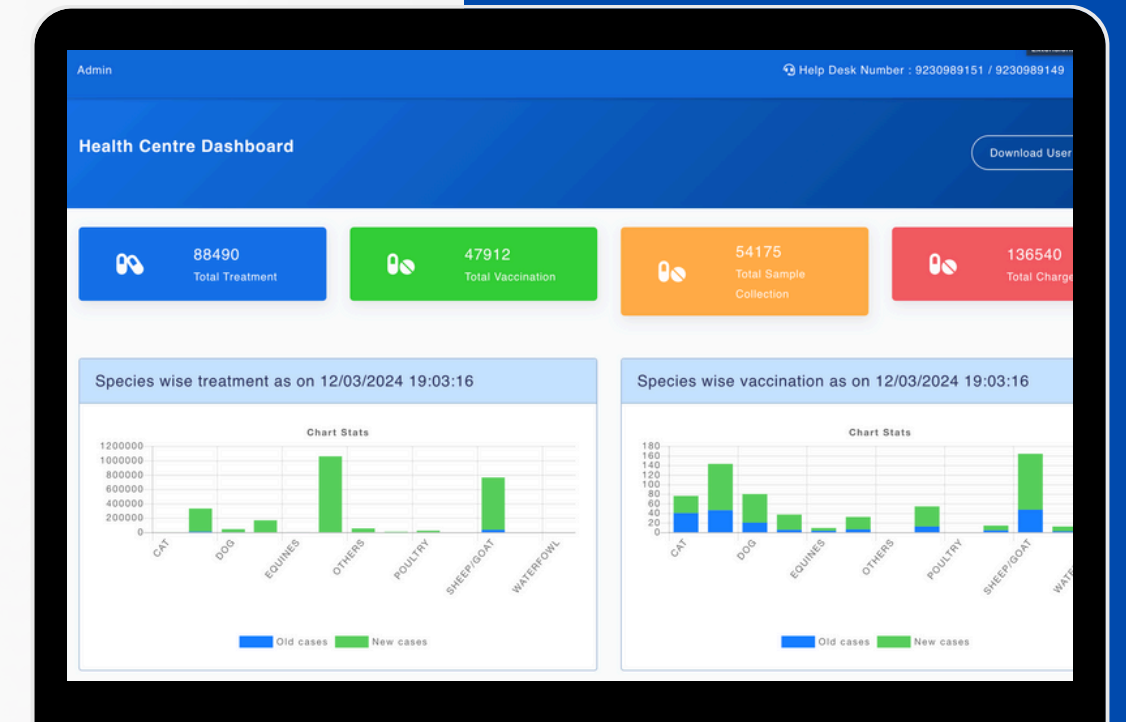
MDVH

DVH

BLDO

✔ Data captured in respect of treatment, vaccination, collection of user charge and health camp mainly from different animal health centers on daily basis.

✔ Monitoring of animal health related data can be possible on real time basis from Block/ District/State level.





Pranishakti

Advantages of health module of Pranishakti Portal.

- ✔ **Monitoring of Health Centre on daily basis.**
- ✔ **Cumbersome process of preparing excel sheet physical health related report can be overcome by adopting this user friendly animal health module.**
- ✔ **Uploading of weekly animal health related data in PBGSBS portal can be replaced by this module of Pranishakti in near future.**
- ✔ **Single point data entry in Animal Health Module to reduce human error.**
- ✔ **Performance of any particular health center as well as Block, District or even State can be evaluated.**

Health Centre Report

Report : Treatment Vaccination Monthly Report Type : Species wise Disease wise

From Date * 01/02/2024 To Date * 12/03/2024 District * HOWRAH

Block --All Block-- Centre --All Centre-- Centre Type --All Centre Type--

Camp Type --All Camp-- Disease --All--

Search:

#	Name of Unit	No. of Unit	Cattle & Buffalo	Sheep & Goat	Fowls	Ducks	Dogs	Pigs	Equines	Others	Total Cases	Total New Cases	Total Old Cases	Use Cha
1	SAHC	2	307	807	1180	114	184	0	0	237	2829	2532	297	528
2	BAHC	8	1348	2422	7105	241	205	0	10	179	11510	11345	165	143
3	ABAHC	6	321	270	772	125	18	0	0	55	1561	1519	42	172
	Total	16	1976	3499	9057	480	407	0	10	471	15900	15396	504	214

Dashboard - Treatment - Vaccination - Report

Developer Admin
Admin

- Dashboard
- User Management
- Medicine Inventory
- Health Centre
- Master
- Treatment
- Vaccination & Disease Reporting

Health Centre Dashboard

[Download User Manual](#)

88490
Total Treatment

47912
Total Vaccination

54175
Total Sample Collection

136540
Total Charges

Species wise treatment as on 12/03/2024 19:03:16

Species wise vaccination as on 12/03/2024 19:03:16

Treatment View

← Treatment

+

Show entries

Search:

#	Date	District	Block	Centre	Camp Type	Action
1	21/11/2024	MURSHIDABAD	BHAGAWANGOLA - II	BAHC, BHAGAWANGOLA-II	AHC	✎
2	16/03/2024	BIRBHUM	MAYURESWAR - II	BAHC, KUNDOLA	AHC	✎
3	12/03/2024	NORTH 24 PARAGANAS	HABRA - II	SAHC, ASHOKNAGAR	AHC	✎
4	12/03/2024	ALIPURDUAR	ALIPURDUAR - I	SAHC - ALIPURDUAR	AHC	✎
5	12/03/2024	MURSHIDABAD	LALGOLA	SAHC, LALGOLA	AHC	✎
6	12/03/2024	HOOGHLY	TARAKESWAR	ABAHC, CHAMPADANGA	AHC	✎

Block

Centre

Centre Type

Camp Type

Disease

GENERATE REPORT

Print Excel

Search:

#	Name of Unit	No. of Unit	Cattle & Buffalo	Sheep & Goat	Fowls	Ducks	Dogs	Pigs	Equines	Others	Total Cases	Total New Cases	Total Old Cases	User Charges
1	SAHC	2	307	807	1180	114	184	0	0	237	2829	2532	297	5289
2	BAHC	8	1348	2422	7105	241	205	0	10	179	11510	11345	165	14392
3	ABAHC	6	321	270	772	125	18	0	0	55	1561	1519	42	1724
Total		16	1976	3499	9057	480	407	0	10	471	15900	15396	504	21405

SI No	Name	New Cases	Old Cases	Charge if any
1	CATTLE/ BUFFALO	<input type="text"/>	<input type="text"/>	<input type="text"/>
2	DOG	<input type="text"/>	<input type="text"/>	<input type="text"/>
3	DUCKS	<input type="text"/>	<input type="text"/>	<input type="text"/>
4	EQUINES	<input type="text"/>	<input type="text"/>	<input type="text"/>
5	FOWLS	<input type="text"/>	<input type="text"/>	<input type="text"/>
6	OTHERS	<input type="text"/>	<input type="text"/>	<input type="text"/>
7	PIGS	<input type="text"/>	<input type="text"/>	<input type="text"/>
8	SHEEP/GOAT	<input type="text"/>	<input type="text"/>	<input type="text"/>

Details Report

Print Excel Search:

#	Name of Unit	Cattle & Buffalo	Sheep & Goat	Fowls	Ducks	Dogs	Pigs	Equines	Others	Total Cases	Total New Cases	Total Old Cases	User Charges
1	ABAHC - SANKRAIL	0	0	0	0	0	0	0	0	0	0	0	0
2	ABAHC, Amta-I	0	0	0	0	0	0	0	0	0	0	0	0
3	ABAHC, Bagnan - I	15	36	20	4	1	0	0	2	78	78	0	177
4	ABAHC, Bagnan-II	0	0	0	0	0	0	0	0	0	0	0	0
5	ABAHC, Bally Jagachha	14	8	171	0	6	0	0	62	261	261	0	264
6	ABAHC, DOMJUR	26	36	158	0	2	0	0	104	326	326	0	445
7	ABAHC, Panchla	308	210	604	132	11	0	0	29	1294	1262	32	1377
8	ABAHC, Shyampur-I	52	30	54	0	2	0	0	0	138	138	0	390
9	ABAHC, Shyampur-II	0	0	0	0	0	0	0	0	0	0	0	0

Report : Disease Vaccination Monthly Report Type : Species wise Disease wise

Year * 2024 Month * March District * HOWRAH Block Amta - II

Centre Type --All Centre Type-- Centre --Select Centre--

GENERATE REPORT

Print Excel Search:

#	Date	Cattle & Buffalo	Sheep & Goat	Fowls	Ducks	Dogs	Pigs	Equines	Others	Total Cases	Total New Cases	Total Old Cases	User Charges
1	01/03/2024	5	16	30	10	3	0	0	0	64	64	0	72
1	01/03/2024	5	16	30	10	5	0	0	0	66	66	0	127

Print

Progressive Treatment Report Species Wise

BANKURA

Month	Name of Unit	Patient Treated at BAHC, ABAHC & SAHC/Polyclinic/DVH/MDVH/Others (Species wise)											
		Cattle & Buffalo	Sheep & Goat	Fowls	Ducks	Dogs	Pigs	Equine	Other	Total Cases	Total new cases	Total old cases	User charges
Current month	BAHC	104	217	225	14	0	0	0	0	560	551	9	1191
	ABAHC	89	131	30	0	2	0	0	0	252	250	2	869
	SAHC	120	214	0	0	8	0	0	26	368	368	0	1183
	Total	313	562	255	14	10	0	0	26	1180	1169	11	3243
Previous month	BAHC	532	550	426	63	40	0	0	12	1623	1522	101	4142
	ABAHC	168	277	60	15	9	1	0	36	566	531	35	1482
	SAHC	0	0	0	0	0	0	0	0	0	0	0	0

From Date * 01/01/2024 To Date * 13/03/2024

GENERATE REPORT

Print Excel Search:

#	District	No. of Unit (Uploaded)	Treatment	Vaccination	Sample Collection	Charges
1	ALIPURDUAR	10	14559	29701	0	35410
2	BANKURA	13	3236	0	0	8842
3	BIRBHUM	3	3549	792	21	8273
4	COOCHBEHAR	6	12452	8028	25	14528
5	DAKSHIN DINAJPUR	8	12936	14470	0	22287
6	DARJEELING	3	517	616	0	0

MEDICINE INVENTORY

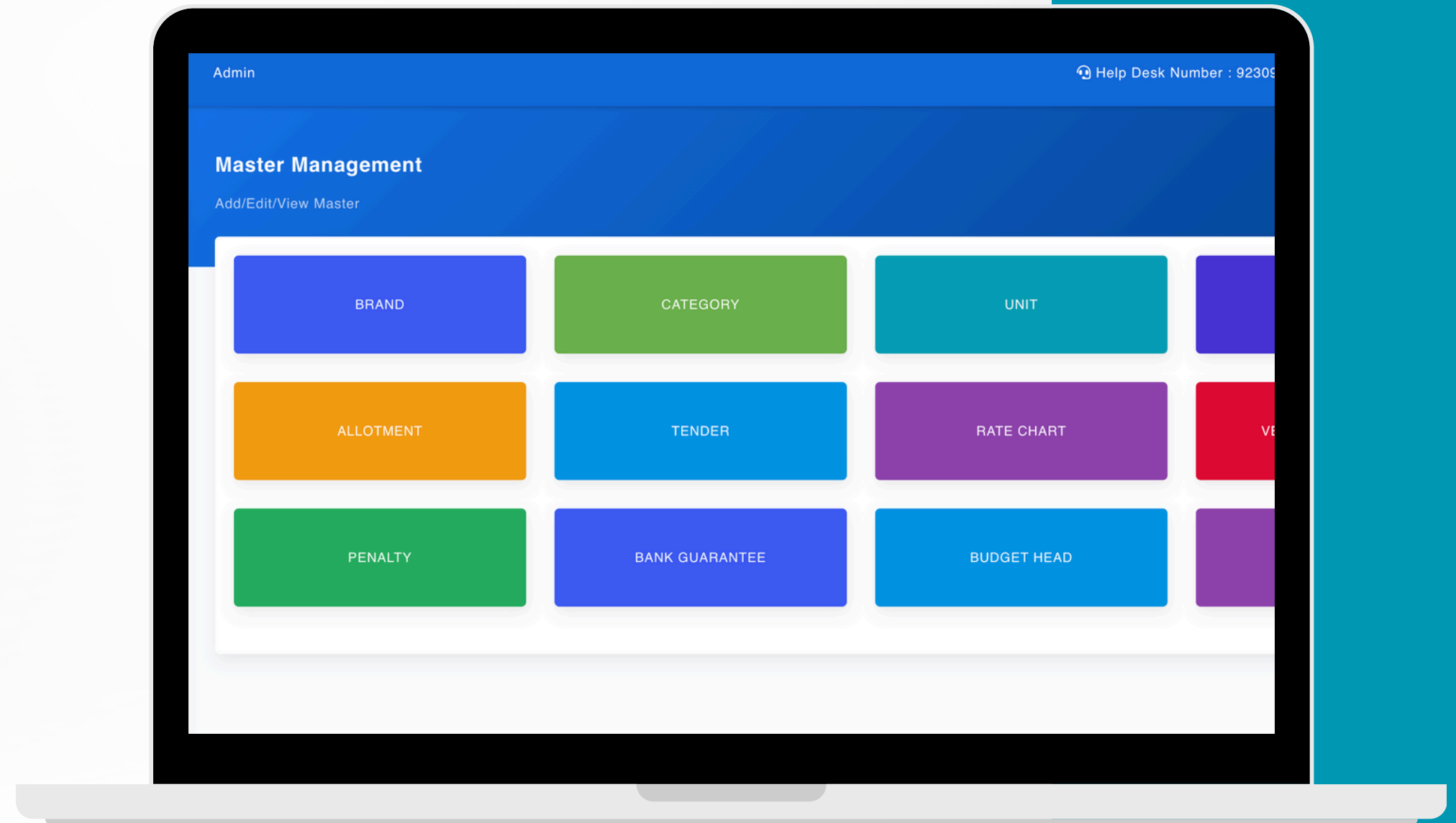
MODULE OF PRANISHAKTI PORTAL



Pranishakti

Key Features of Inventory

- ✓ **Item Master Management**
- ✓ **Tender Management**
- ✓ **Allotment Management**
- ✓ **Order Management**
- ✓ **Stock Management**
- ✓ **Distribution Management**
- ✓ **NOC to Release EMD**
- ✓ **Vendor/Distributor Management**





Pranishakti

Advantages of Pranishakti over SMIS

SMIS

- ✓ SMIS is hosted and managed by Department of Health & FW.
- ✓ Fully dependent on Health & FW Dept. for any changes like extension of GRN, Cancellation of allotment etc.

Pranishakti

- ✓ Facility extended upto VO level.
- ✓ Previous years data are available for analysis purpose.
- ✓ Order cancellation can be done by the districts.
- ✓ Automated NOC generation against bidders and quick release of EMD.
- ✓ Automated Sanction Order generation for payment to the vendors.
- ✓ User management by the districts.

The screenshot displays the 'Medicine Inventory Dashboard' with the following components:

- Top Bar:** Admin, Help Desk Number: 9230989151 / 9230989149, Logout, Download User Manual.
- Summary Cards:**
 - No. of Catalogue Medicine: 464
 - No. of Catalogue Equipment: 369
- Stock Alert Table:**

SL No.	Drug Catalogue No.	Drug Catalogue Name
1	A-24	Injection Gentamycin 40 mg/ml I.P.
2	G-8	Injection Pheniramine Maleate 22.75 mg/ml.
3	B-4	Albendazole 600 mg. Bolus.
- Batch Expiry Alert (Within 3 Months) Table:**

SL No.	Drug Catalogue Name	Batch No	Batch Exp Date	Batch Qty
--------	---------------------	----------	----------------	-----------
- Performance Indicator Table:**

SL No.	Unit Name	Allotment Amount	Order Value Amount (%)	Bill Paid Amount (%)
1	DDARD & PO - ALPURDUAR	506220.00	0.00 (0.00%)	-- (-%)
2	DDARD & PO - BANKURA	3417940.00	14500.00 (0.42%)	-- (-%)
3	DDARD & PO - BIRBHUM	1620570.00	0.00 (0.00%)	-- (-%)
4	DDARD & PO - COOCHBEHAR	1029980.00	0.00 (0.00%)	-- (-%)
5	DDARD & PO - DINAJPUR DAKSHIN	674960.00	0.00 (0.00%)	-- (-%)
6	DDARD & PO - DINAJPUR UTTAR	634930.00	0.00 (0.00%)	-- (-%)
7	DDARD & PO - HOOGHLY	1518660.00	0.00 (0.00%)	-- (-%)
8	DDARD & PO - HOWRAH	1181180.00	2500.00 (0.21%)	-- (-%)

Medicine Inventory

Master Management

Add/Edit/View Master Report Dashboard

BRAND

CATEGORY

UNIT

ITEM

ALLOTMENT

TENDER

RATE CHART

VENDOR/DISTRIBUTOR

PENALTY

BANK GUARANTEE

BUDGET HEAD

SCHEME

Admin Help Desk Number : 9230989151 / 9230989149 [Logout](#)

Medicine Inventory Dashboard [Download User Manual](#)

No. of Catalogue
Medicine
464

No. of Catalogue
Equipment
369

Stock Alert

SL No.	Drug Catalogue No.	Drug Catalogue Name

Performance Indicator [Print](#)

SL No.	Unit Name	Allotment Amount	Order Value Amount (%)	Bill Paid Amount (%)

[Excel](#) Search:

Category	Tender No.	QC	Action
Drug	WBARD/AYURPOW/NIT-22/T-584B/18-19 (3rd call) dated 07.9.2018	No	Edit Delete
Drug	WBARD/DRUG/NIT11/T633/22-23/2 DATED - 10.02.2023 Tender ID: 2023_ARD_472408_1	No	Edit Delete
Drug	WBARD/LAB/NIT18/T-656/22-23/1 DATED-24.02.2023 Tender ID: 2023_ARD_482281_1	No	Edit Delete
Drug	WBARD/VITA/NIT17/ T-655/22-23/1 DATE - 24.02.2023 Tender ID : 2023_ARD_481255_1	No	Edit Delete
Drug	WBARD/DRUG/NIT15/T653/22-23/1 DATE - 24.02.2023 Tender ID : 2023_ARD_481054_1	No	Edit Delete
Equipment	WBARD/ SURGICALS/ NIT-38/T-590A /18-19(2nd call) Tender ID: 2019_ARD_220655_1 dated 26.02.2019	No	Edit Delete
Equipment	WBARD/SURG/NIT9/T647/22-23 dated- 03.08.22 and Tender ID: 2023_ARD_393112_4	No	Edit Delete
Equipment	WBARD/SURG/NIT9/T647/22-23 dated- 03.08.22 and Tender ID: 2023_ARD_393112_3	No	Edit Delete
Equipment	WBARD/SURG/NIT9/T647/22-23 dated- 03.08.22 and Tender ID: 2023_ARD_393112_2	No	Edit Delete
Equipment	WBARD/SURG/NIT14/T646/22-23/2 dated- 23.02.2023 and Tender ID: 2023_ARD_480342_1	No	Edit Delete

Purchase Order Entry

District *

Parent Vendor *

Order Date *

Quarter *

Allotment Value

Available Balance

Unit *

Order To *

Memo No

Allotment No *

Allotment Remarks

Order Value

Category *

Order Number

Delivery Schedule(Days)

Allotment Date *

Fund Type

Report

Order Wise GRN Status

Financial Year * 2023-24 Category * --Select Category-- District --Select District--

Unit --Select Unit-- Vendor --Select Vendor-- Search

Excel Print Search:

SL No	Catalog No.	Item Name	Acc Unit	Order Qty	Order Date	Total Qty	GRN Qty	GRN Date	Total GRN Qty
1	B-6	Febendazole 150 mg. Tablet.	10 tablets Strip	50	15/02/2024	50	50	15/02/2024	50
2	A-43	Tab Doxycycline 200 mg	10 tablets Strip	200	16/02/2024	200	200	16/02/2024	200

Showing 1 to 2 of 2 entries

Previous 1 Next

Allotment Wise Available Balance

Financial Year * 2023-24 Search

Excel Print Search:

SL No	Allotment No	Allotment Head	Fund Type	Allotment Type	Allotment Amount	Allotment Purpose	Order Value	Available Balance
1	1587/5P-692/23	06-2403-00-001-00-001-21-02-V	State Budget	Drug	289200.00		0.00	289200
2	1587/5P-692/23	06-2403-00-001-00-002-21-02-V-Drugs	State Budget	Drug	53000.00		0.00	53000
3	1587/5P-692/23	06-2403-00-789-00-006-21-02-V	State Budget	Drug	627400.00		0.00	627400
4	1587/5P-692/23	06-2403-00-001-00-002-21-02-V-Drugs	State Budget	Drug	303000.00		0.00	303000
5	1770/5P-692/23	06-2403-00-001-00-001-21-04-V	State Budget	Equipment	24620.00		0.00	24620
6	1587/5P-692/23	06-2403-00-789-00-006-21-02-V	State Budget	Drug	524800.00		0.00	524800

Order Report

Financial Year * 2023-24 Category * --Select Category-- District --Select District--

Unit --Select Unit-- Vendor --Select Vendor-- Search

Excel Print Search:

SL No	Order From	Order To	Parent Vendor	Order No	Order Date	Tentative Delivery Date	Order Status	Catalog No.	Item Name	Acc Unit	Qty	Rate	CGST	SGST	Total Amount	C. No.
1	BANKURA	Alpa Laboratories Ltd.	Alpa Laboratories Ltd.	2023-24/51/OR/DC/001	15/02/2024	29/02/2024	Order Placed and Goods Received	B-6	Febendazole 150 mg. Tablet.	10 tablets Strip	50	50.00	0.00	0.00	2500.00	
2	HOWRAH	BIOGRADE ORGANICS	BIOGRADE ORGANICS	2023-24/58/OR/DC/001	16/01/2024	30/01/2024	Order Placed but Goods	B-5	Albendazole 1.5 gm .	2 bolus	50	50.00	0.00	0.00	2500.00	

Stock Report

Financial Year 2023-24 Category --Select Category-- District --Select District--

Unit --Select Unit-- Item --Select Item-- Search

SL No	Catalog No.	Item Name	Acc Unit	Opening Stock	State Supply Stock	GRN Qty	Issued Qty	Issuable Stock	Expired Stock
1	A-43	Tab Doxycycline 200 mg	10 tablets Strip	0	0	200	50	50	0
2	B-6	Febendazole 150 mg. Tablet.	10 tablets Strip	50	0	50	40	40	0

FODDER

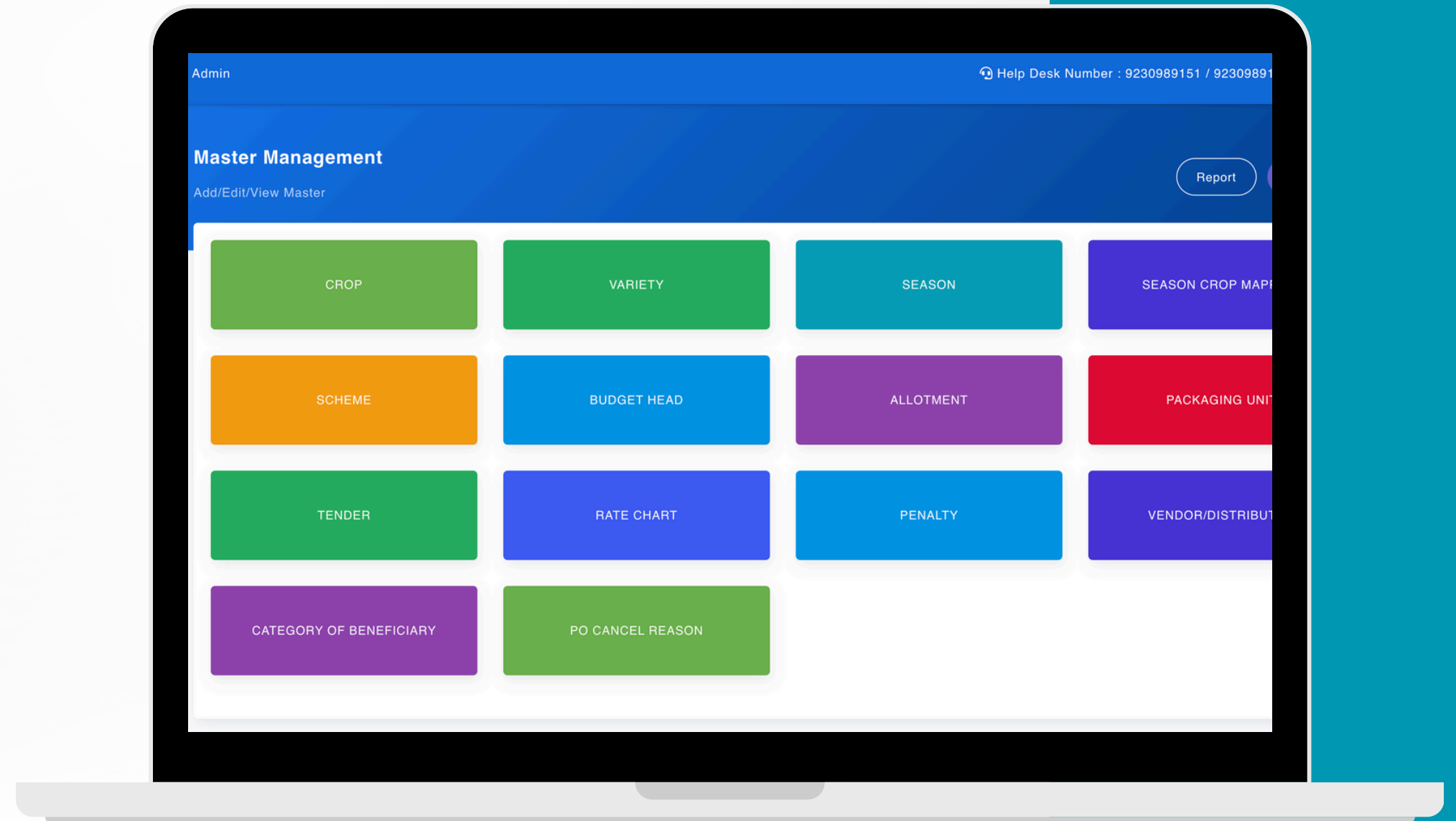
MODULE OF PRANISHAKTI PORTAL



Pranishakti

Key Features of Fodder

- ✓ **Tender Management**
- ✓ **Allotment Management**
- ✓ **Order Management**
- ✓ **Stock Management**
- ✓ **Beneficiary Management**
- ✓ **Distribution Management**
- ✓ **Production Management**
- ✓ **Vendor/Distributor Management**

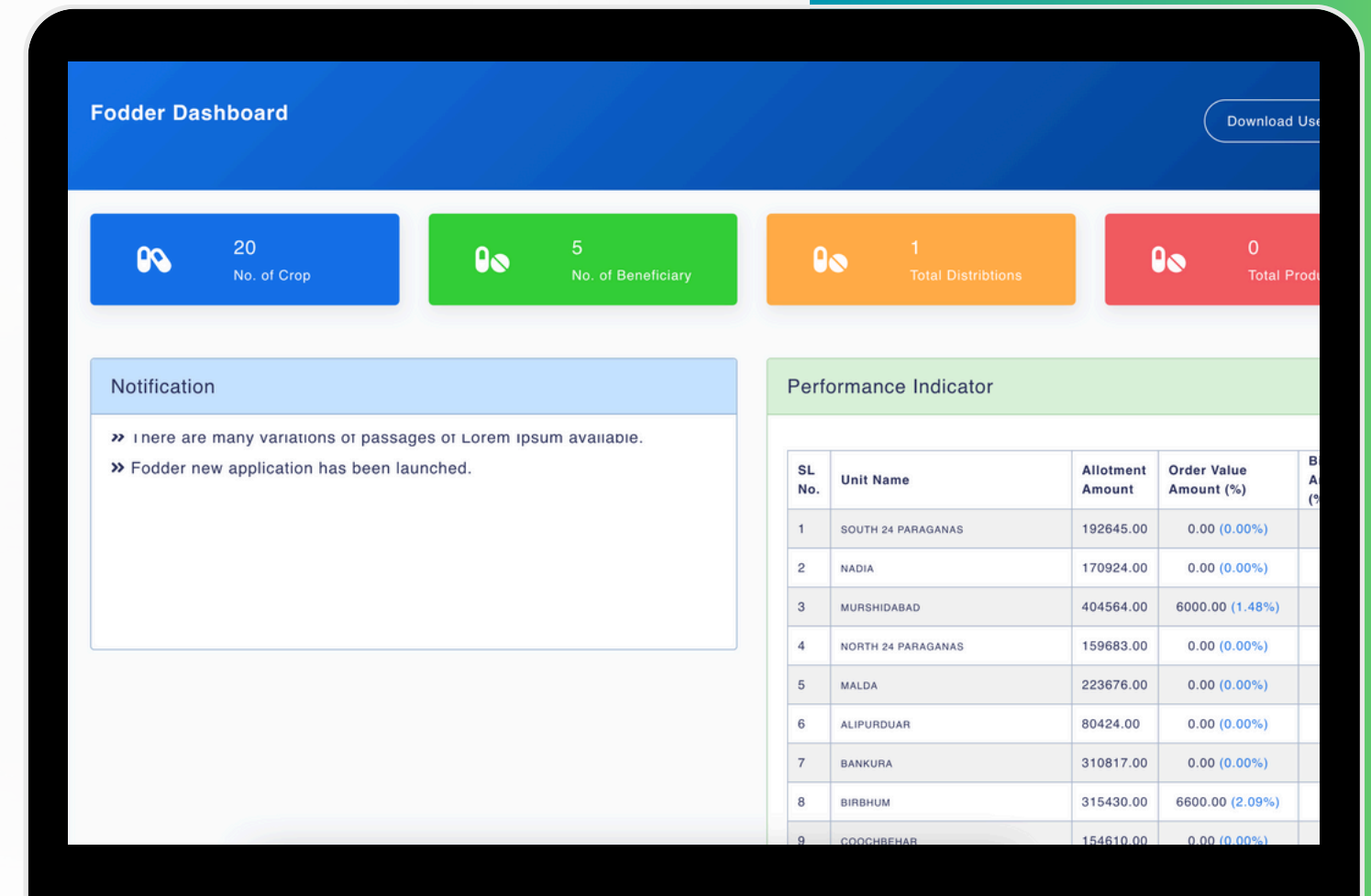




Pranishakti

Advantages of Fodder Module

- ✓ Fodder module of pranishakti has been prepared for the first time.
- ✓ We can collect data from a single platform.
- ✓ Can monitor the progress of the scheme.
- ✓ Availability of block-wise beneficiaries data.
- ✓ Monitoring beneficiaries' production status.
- ✓ Cancellation of supply orders, GRN extension.



Fodder Management

Current Year Requirement of Crops

Excel Print Search:

#	Catalogue No	Catalogue Name	Acc Unit	Current Year Requirement	Increased Consumption	Action
1	CA-05	Cowpea	Kg	4000	--	
2	CA-05	Cowpea	Kg	250	--	
3	CA-09	Hybrid Napier	Kg	800	--	
4	CA-01	Oat	Kg	600	--	
5	CA-01	Oat	Kg	200	--	
6	CA-06	Ricebean	Kg	2000	--	
7	CA-02	Sorghum (Jowar)	Kg	300	--	
8	CA-02	Sorghum (Jowar)	Kg	3000	--	

Beneficiary

District *

Block/Municipality *

Name of Beneficiary *

Address *

Contact No.

ID Proof *

ID Number *

ID Proof Document

Save

Copy Excel CSV PDF Search:

#	District	Block	Name of Beneficiary	Address	Mobile	ID Number	ID Proof	Action
---	----------	-------	---------------------	---------	--------	-----------	----------	--------

Distribution

District *

Block/Municipality *

Financial Year *

Name of Scheme *

Season *

Name of the Fodder Crop *

Variety *

Beneficiary Category *

Beneficiary *

Area Unit *

Area of cultivation *

Stock *

Quantity (Kg.) *

Production Add New +

Financial Year *

District *

Block/Municipality *

Beneficiary Category *

Name of Beneficiary *

Name of Scheme *

Name of Crop

Harvesting Season

Yield

Upload Image



PRANISHAKTI

Animal Resources Development Department
Government of West Bengal

POULTRY FARM MANAGEMENT SYSTEM

MODULE OF PRANISHAKTI PORTAL



Pranishakti

Key Features of Poultry Farm Management System

✓ Farm Management

Farm in charge can upload Farm Basic Information, type of Farm Species, create Sheds, Pen under shed, create Setter, Hatcher, farm Item

✓ Shed Life Cycle

After creation of Shed it can start, Update, Transfer birds one shed to another shed and Sale of birds

✓ Daily Schedule

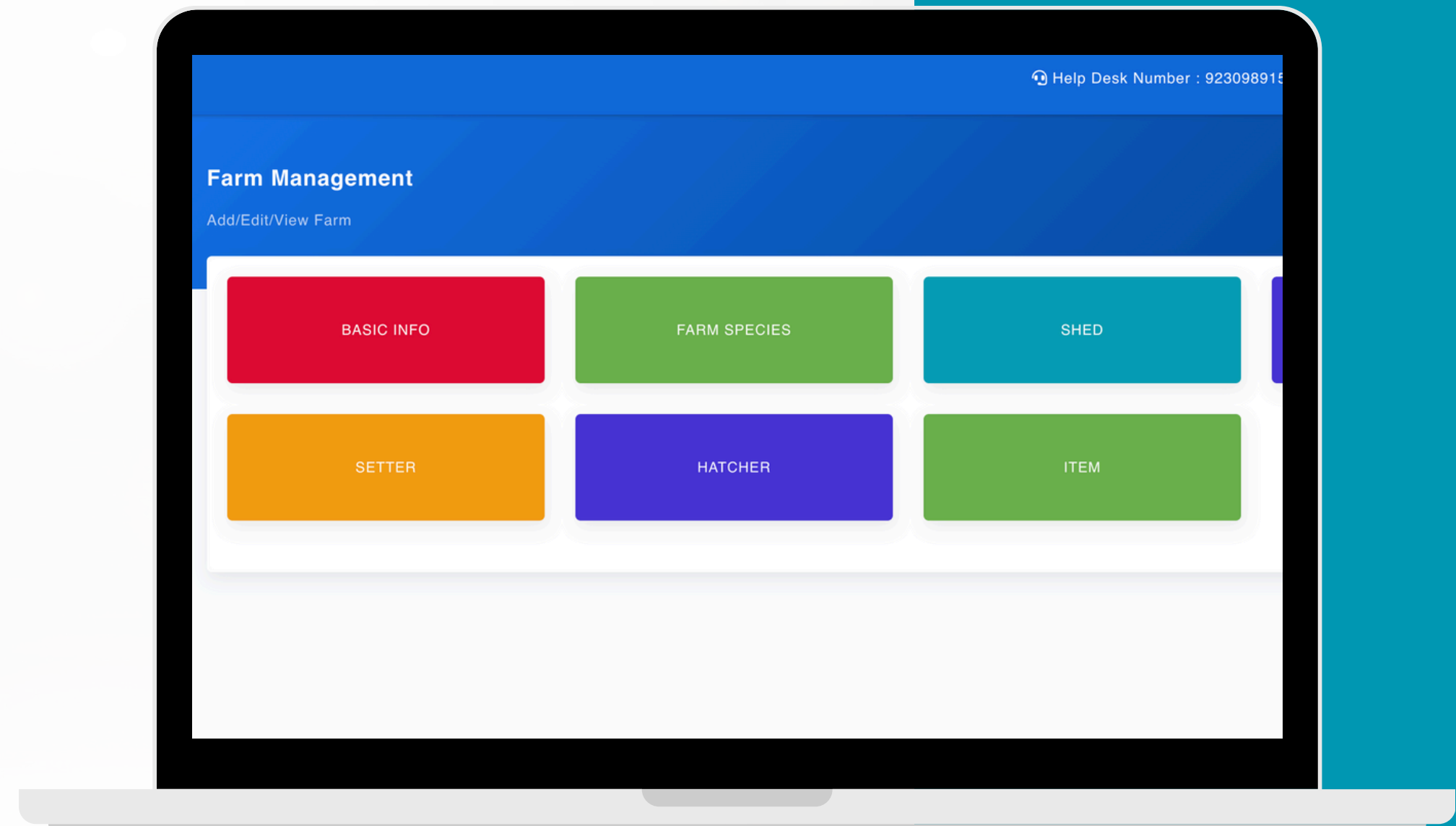
Daily basis Feed Consumption of shed wise and Death Count can be reported

✓ Egg

Collection of eggs, Separation of collected eggs and Sale of different graded egg

✓ Hatcher

Collection of eggs, Separation of collected eggs and Sale of different graded egg

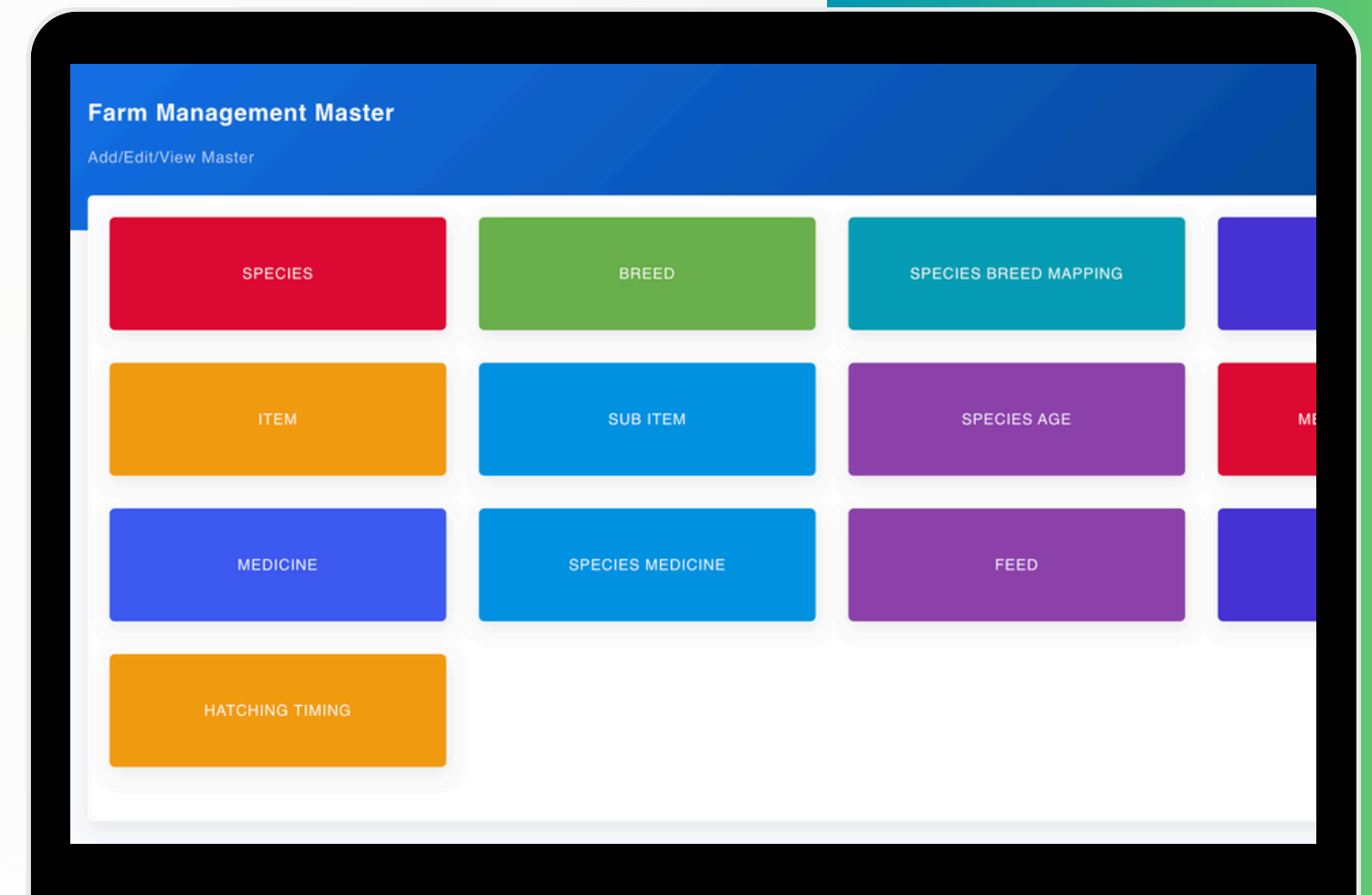




Pranishakti

Advantages of Poultry Farm Management System

- ✓ To record all the activities and transactions involved in the poultry farms.
- ✓ Maintenance of in-time feeding, vaccination, medication, egg collection, culling of birds, shed transfer etc.
- ✓ To get the real time data about the farm activity i.r.t. no. of birds present in the farm, DOC/DOD produced, sale of DOC/DOD, table egg sale, Feed consumption etc.
- ✓ Record keeping of the farm being easier
- ✓ Intimation regarding date of schedule vaccination and medication, flock transfer etc.
- ✓ Auto generation sale slip/ challan for the sale of farm produces.



LABORATORY MANAGEMENT SYSTEM

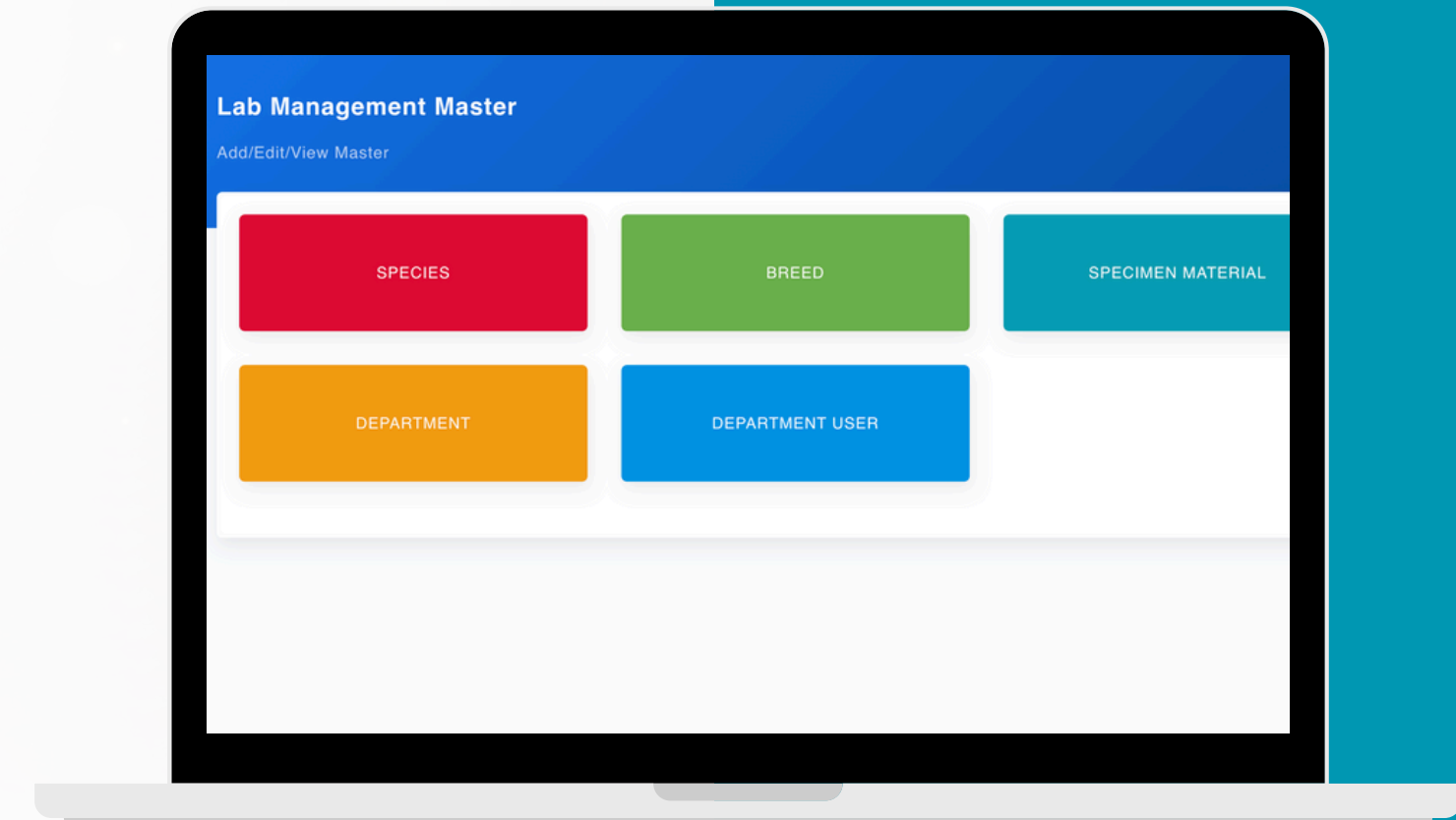
MODULE OF PRANISHAKTI PORTAL



Pranishakti

Key Features of Laboratory Management System

- ✓ **Sample for investigation will be collected from field of from Animal Health Center along with investigation data (such as provider of samples, location , species type, epidemiology details, sign/symptoms, types of sample, test required etc.**
- ✓ **After sending this to State Animal Health Disease Diagnostic Laboratory through proper channel**
- ✓ **Sample will be distributed between different lab at State Animal Health Disease Diagnostic Laboratory based on test ask by end user.**
- ✓ **Test report will be uploaded and issued by State Animal Health Disease Diagnostic Laboratory and then it accessible to sender/end user at block level.**





Pranishakti

Advantages of Laboratory Management System

- ✓ **Real-time basis laboratory report and information access.**
- ✓ **Effective sample tracking**
- ✓ **Compliance and Regulatory Support to testing laboratory (such as NABL accreditation)**
- ✓ **Mitigates human error**
- ✓ **Secure data management**
- ✓ **Enhance laboratory efficiency**
- ✓ **Elucidate better state-wise epidemiology data, future planning and recommendation.**

The screenshot displays a mobile application interface for 'Sample Collection'. The screen is titled 'Sample Collection' and has a sub-header 'Add/Edit Collection'. The form is organized into two main sections: 'Sender Details' and 'Animal Details'.
Sender Details:
- District: --Select District --
- Block/Municipality: --Select Block/Municipality --
- GP/Ward: --Select GP/Ward --
- Village: Village...
- Sender's Name: Sender's Name...
- Sender's Mobile Number: Sender's Mobile Number...
- Collection Date: 25/07/2024
- Animal ID No.: Animal ID No...
- Memo Number: Memo Number...
- Sender's Email ID: Sender's Email ID...
- Dispatch Date: 25/07/2024
Animal Details:
- Species: --Select Species--
- Breed: --Select Breed--
- Gender: --Select Gender--
- Age (Year): 0
- Age (Month): 0
- Age (Days): 0
- Owner/Sender Name: Owner/Sender Name...
- Owner Mobile Number: Owner Mobile Number...
- History of illness: History of illness...



Animal Resources Development Department
Government of West Bengal

www.pranishakti-ard.wb.gov.in

THANK YOU